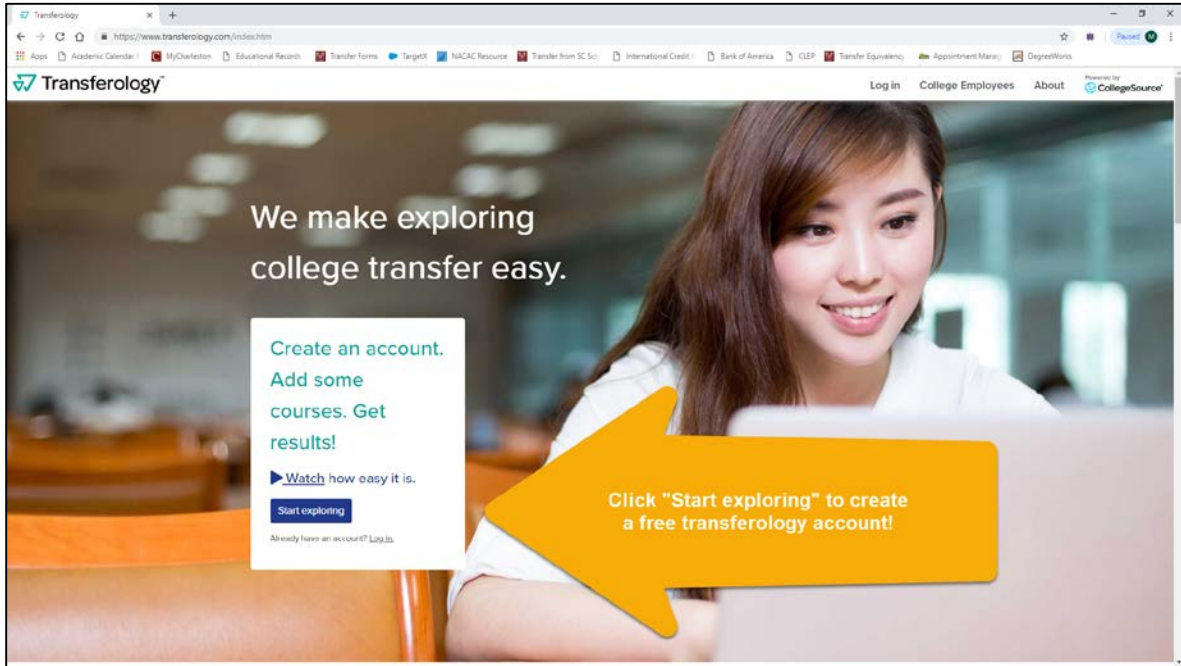


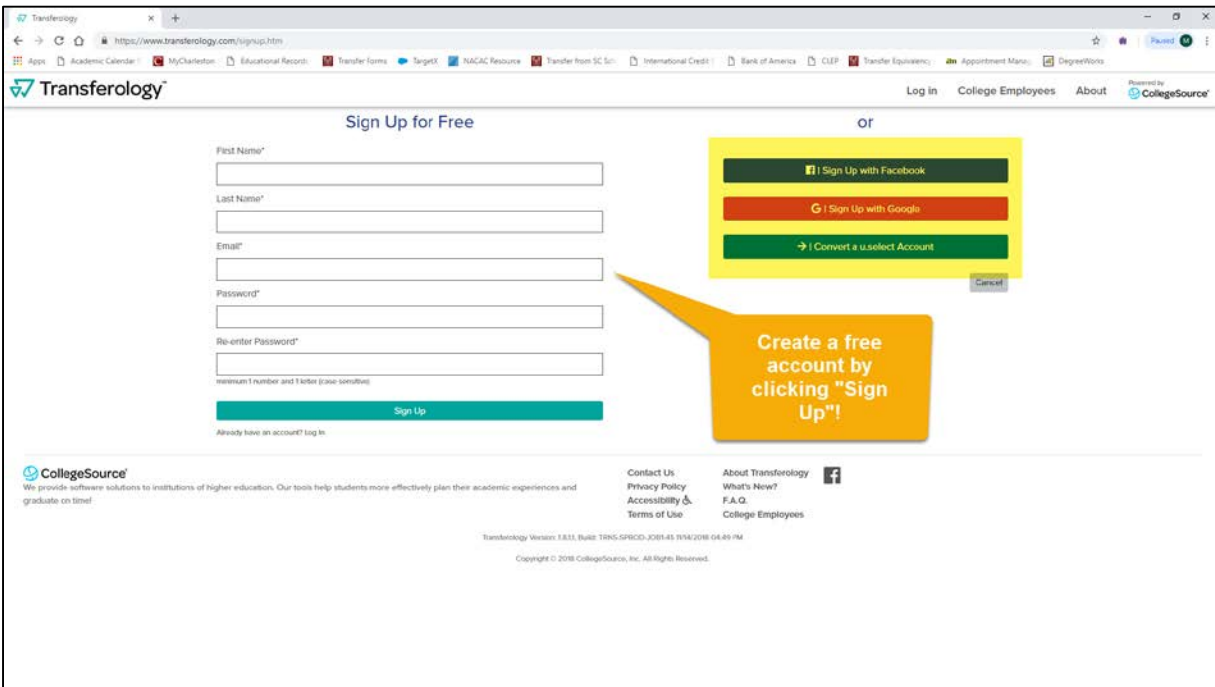


HOW TO SEARCH FOR REPLACEMENT COURSES

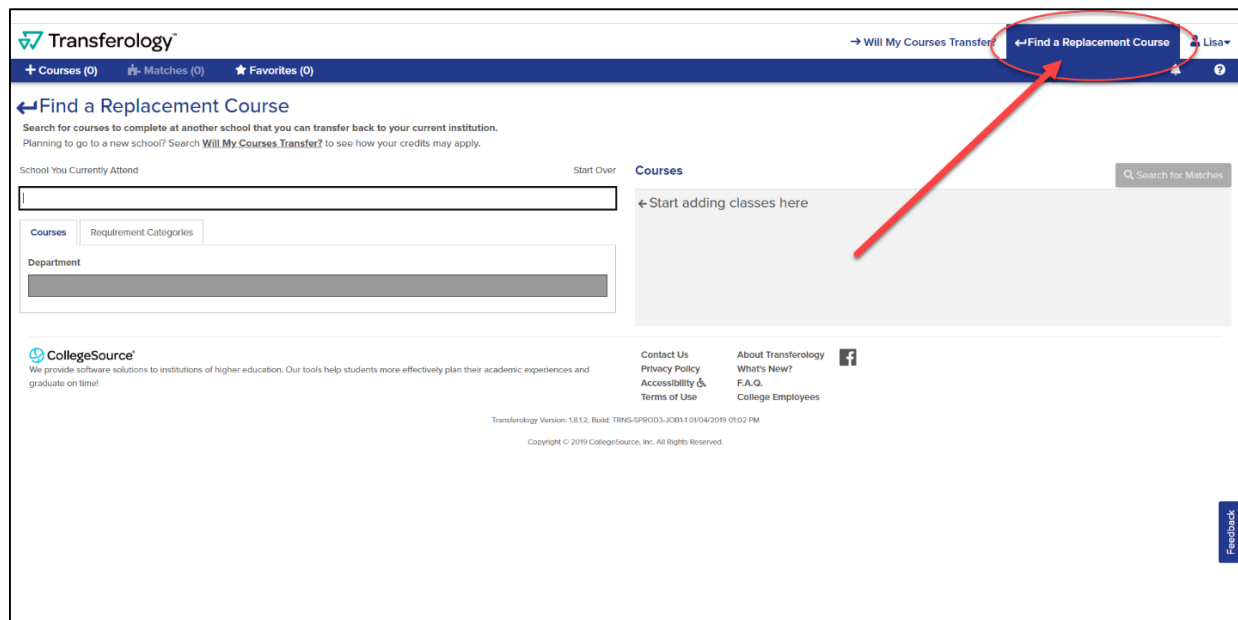
Go to <https://www.transferology.com/school/cofc> to create a free student account. Click on “Start Exploring” or “Log in” to enter your credentials. On this home page you will also find a few tutorials for using the many tools Transferology has to offer.



Enter your credentials to create a free account. Note that you can also sign up using Facebook, Google, and u.select.



To search for replacement courses, click the “Find a Replacement Course” button in the top right corner of your screen.



Start by entering the name of your home institution in the ‘School You Currently Attend’ field. Next, enter the department code (i.e. PSYC for psychology) for the class you are looking to replace at another institution.

Please note: You may only search by department code in the “Department” bar, so ensure you have the correct department code to find accurate transfer credit articulations.



Once you've entered the department code, the course numbers and titles will appear below. Click the plus (+) sign to the right of the course you would like to find a replacement for.

Please note: You can change the department code and select more than one course.

Find a Replacement Course

Search for courses to complete at another school that you can transfer back to your current institution. Planning to go to a new school? Search [Will My Courses Transfer?](#) to see how your credits may apply.

School You Currently Attend: College Of Charleston

Department: DSCI - DECISION SCIENCES

Course	Title	Hours	
DSCI232	Business Statistics	3	+
DSCI260	Special Topics in Decision Science	3	+
DSCI304	Production and Operations Management	3	+
DSCI306	Introduction to Electronic Commerce	3	+
DSCI320	Management Information Systems	3	+
DSCI323	Computer-Based Decision Modeling	3	+
DSCI360	Special Topics in Decision Science	3	+
DSCI399	Tutorial	3	+
DSCI406	Quantitative Methods and Decision Making	3	+
DSCI420	Independent Study	3	+
DSCI444	Decision Sciences Internship	3	+
DSCI499	Bachelor's Essay	6	+

Start adding classes here

Search for Matches

Feedback

Click "Search for Matches" to see a list of replacement courses.

Find a Replacement Course

Search for courses to complete at another school that you can transfer back to your current institution. Planning to go to a new school? Search [Will My Courses Transfer?](#) to see how your credits may apply.

School You Currently Attend: College Of Charleston

Department: Enter department abbreviation (i.e. ENGL)

Search for Matches

Courses

Course	Title	Term	Hours	
DSCI232	Business Statistics	Fall '18	3	

Delete All

CollegeSource®

Contact Us | Privacy Policy | Accessibility | Terms of Use

About Transferology | What's New? | F.A.Q. | College Employees

Feedback

The results page will show all course equivalency matches. You can use the search bar at the top of the screen to find a specific school, or use the filter dropdown menus on the right hand side of the screen to filter your preferences.

The screenshot shows the Transferology search results page. At the top, there's a navigation bar with "Transferology" logo, "Will My Courses Transfer?", "Find a Replacement Course", and a user profile "Megan". Below the navigation bar, there are tabs for "Courses (1)", "Matches (156)", and "Favorites (0)". A search bar is present with the text "For better results, please use current location or provide a ZIP Code 29425". The main heading is "156 Schools Found". Below this, there's a search filter "Filter by school or city name" and a "Search" button. The results are displayed in a list format, showing the first few schools: American University, Appalachian State University, Auburn University, Berry College, California State University-San Marcos, Catholic University of America, and Citadel Military College of South Carolina. Each school entry includes a "1 of 1 Match" button on the left, the school name, location, and type, and a "View Full Profile" link. On the right side, there are filter options for "Sort Order" (Best Match) and "Filter" (Any distance, Any State, Any tuition & fee amount, Any undergrads, Any school type, Any year). There are also "Add More Courses", "Apply", and "Clear filters" buttons.

To view the details of the replacement course search, click the “1 of 1 Match” button to the left of the institution name.

This screenshot is identical to the one above, but with a red circle and arrow highlighting the "1 of 1 Match" button for Appalachian State University. The circle is drawn around the button, and a red arrow points from the button towards the right side of the page.

This brings you to the screen to see the course number at the other institution that would transfer back to CofC as your desired course. The information is show in the following format:

[CofC course number and title] take [other institution course number]

The screenshot shows the Transferology interface. At the top, there are navigation links: "Will My Courses Transfer?", "Find a Replacement Course", and a user profile for "Lisa". Below the navigation bar, the page title is "Appalachian State University". A section titled "1 Course Match" contains a note: "The matches below indicate specific courses you may be awarded after completing and transferring, assuming you earned a passing grade in the transferred course. Matches may change depending upon your major." Underneath, it says "For credit at College Of Charleston" and lists two options for DSCI232 Business Statistics: "take ECO3100" or "take ECO2200". On the right side, there is a "School Profile" for a school at "287 Rivers St, Boone, NC 28608". The profile includes details such as "Distance: 256.9 mi", "School Type: Public", "Year Type: 4 year", "Total Students: 18,295", "Undergrads: 16,595", and "Tuition & Fees: In-state: \$6,462, Out-of-state: \$18,670". The footer contains the CollegeSource logo, contact information, and a copyright notice for 2019.